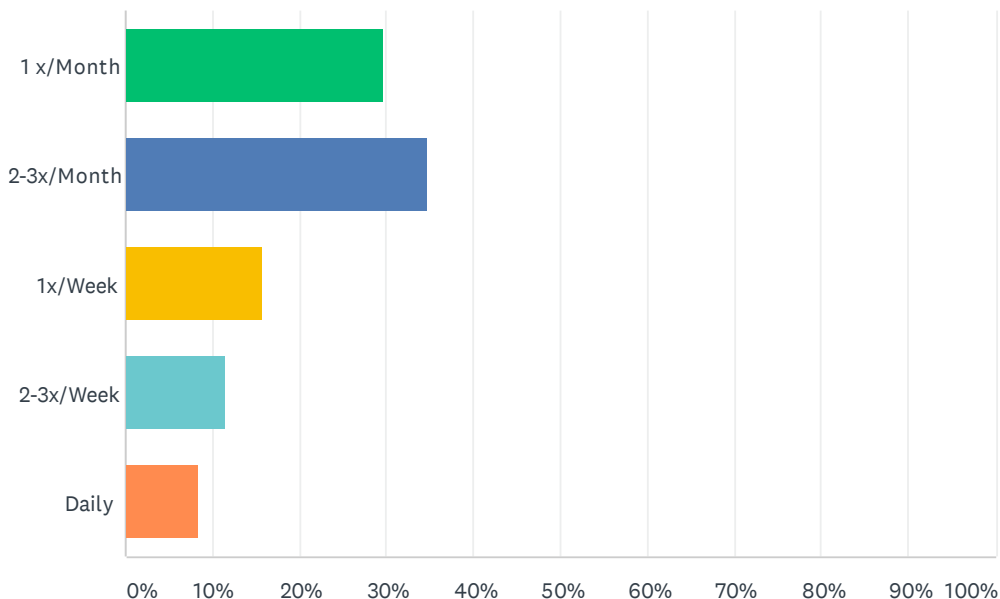


Q1 How often would you say that you would use the boat ramps at the project location?

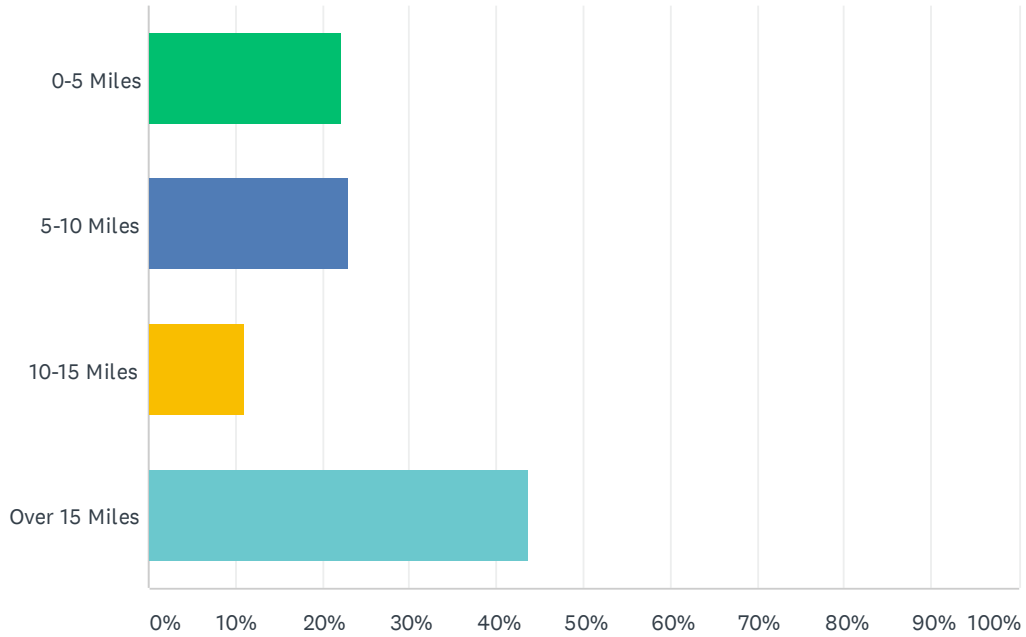
Answered: 121 Skipped: 11



ANSWER CHOICES	RESPONSES	
1 x/Month	29.75%	36
2-3x/Month	34.71%	42
1x/Week	15.70%	19
2-3x/Week	11.57%	14
Daily	8.26%	10
TOTAL		121

Q2 How far do you drive to use this boat ramp?

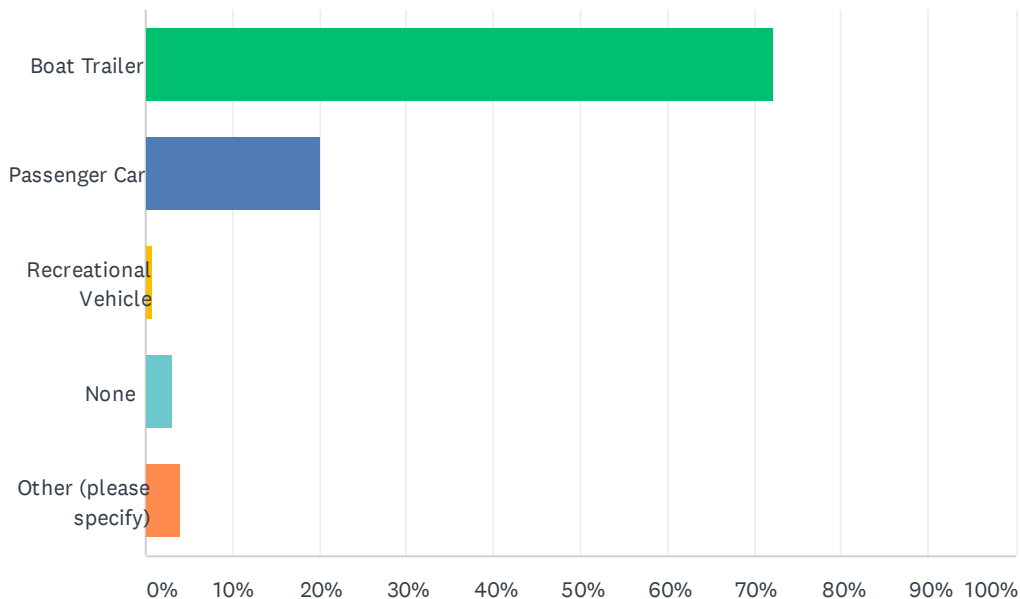
Answered: 126 Skipped: 6



ANSWER CHOICES	RESPONSES	
0-5 Miles	22.22%	28
5-10 Miles	23.02%	29
10-15 Miles	11.11%	14
Over 15 Miles	43.65%	55
TOTAL		126

Q3 What type of parking is the most important to you for this project?

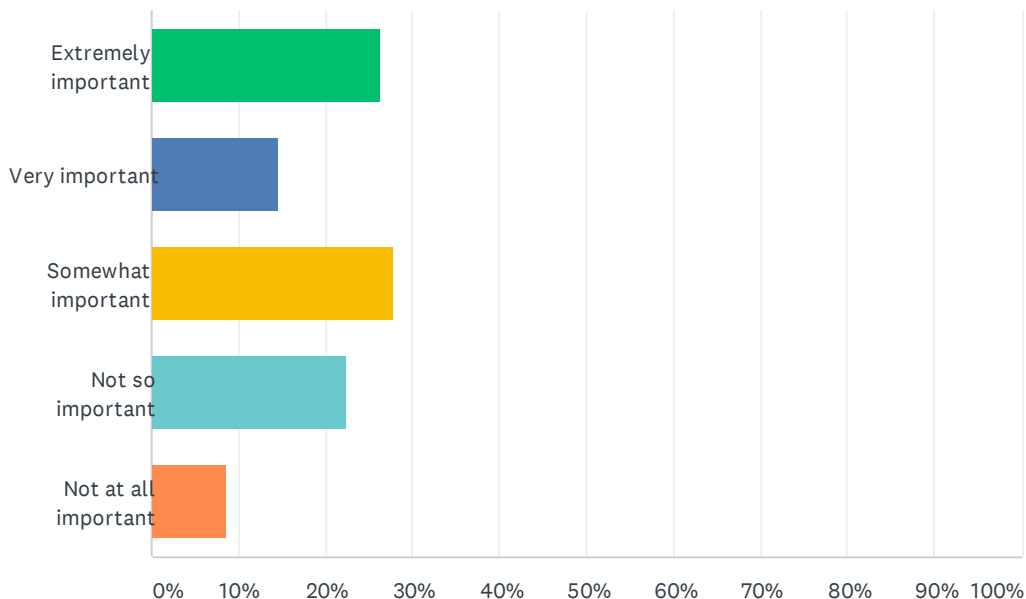
Answered: 129 Skipped: 3



ANSWER CHOICES	RESPONSES	
Boat Trailer	72.09%	93
Passenger Car	20.16%	26
Recreational Vehicle	0.78%	1
None	3.10%	4
Other (please specify)	3.88%	5
TOTAL		129

Q4 If a new parking lot is made, how important is it that both parking lots connect together?

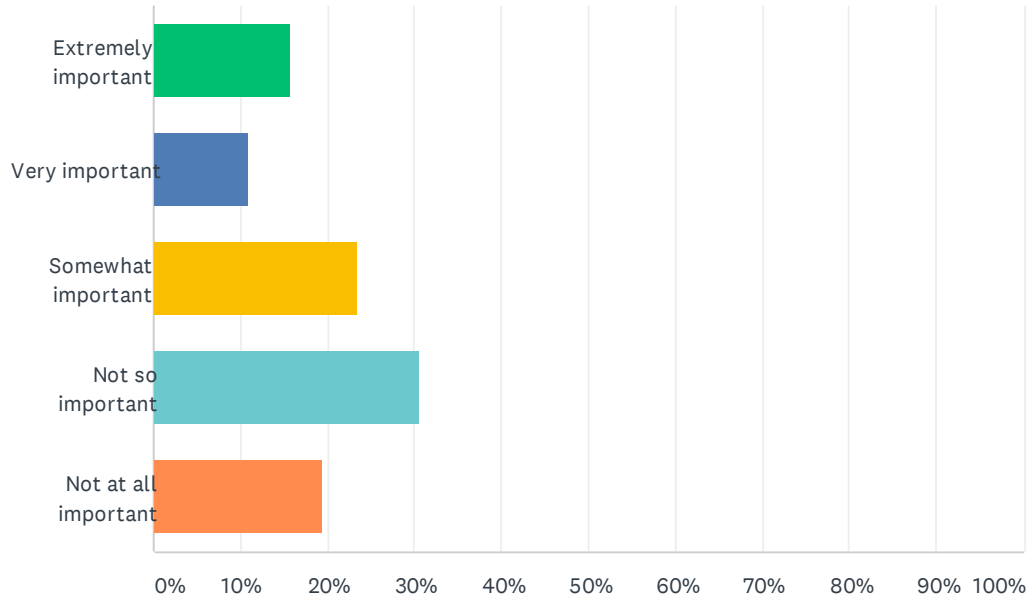
Answered: 129 Skipped: 3



ANSWER CHOICES	RESPONSES	
Extremely important	26.36%	34
Very important	14.73%	19
Somewhat important	27.91%	36
Not so important	22.48%	29
Not at all important	8.53%	11
TOTAL		129

Q5 How important is a boat wash area to you for this project?

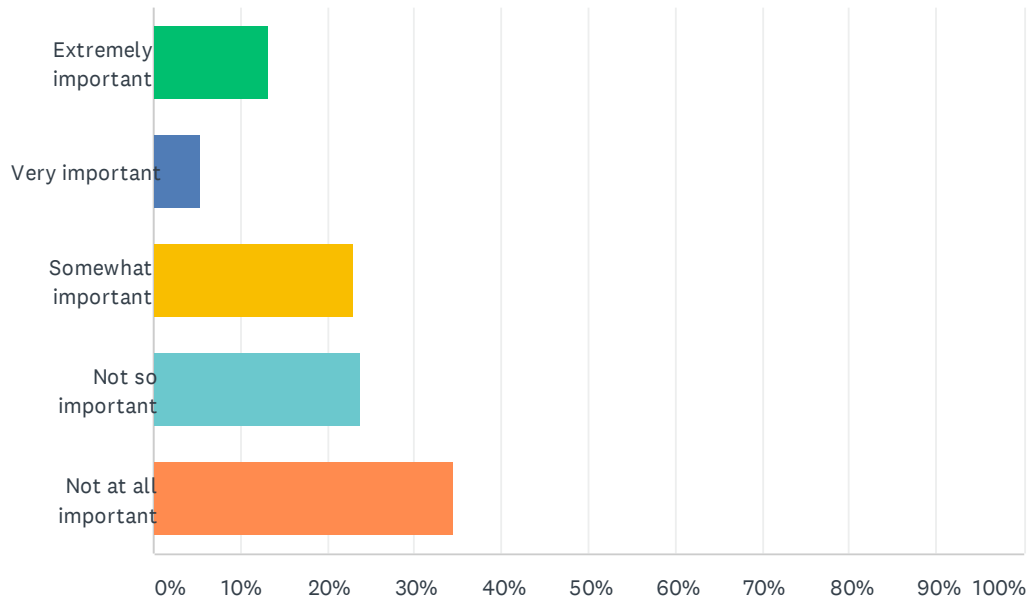
Answered: 128 Skipped: 4



ANSWER CHOICES	RESPONSES	
Extremely important	15.63%	20
Very important	10.94%	14
Somewhat important	23.44%	30
Not so important	30.47%	39
Not at all important	19.53%	25
TOTAL		128

Q6 How important is a kayak launch to you for this project?

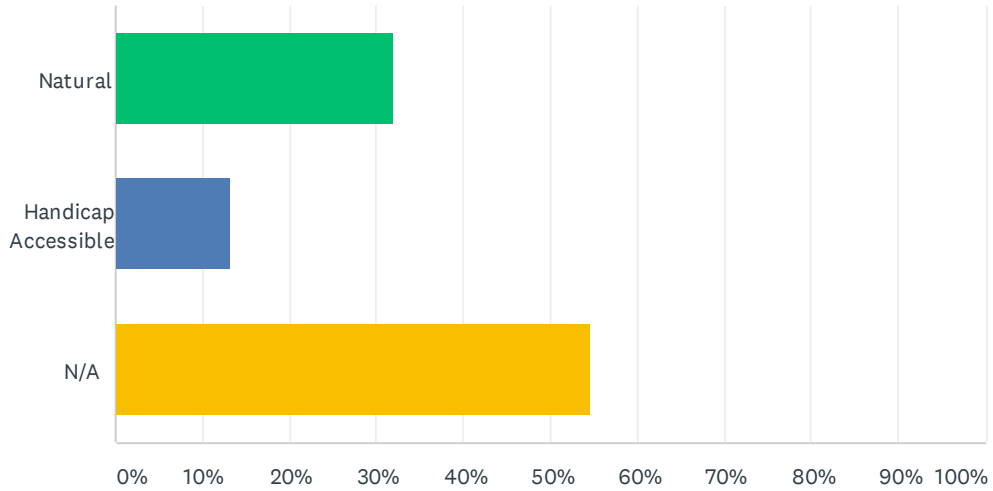
Answered: 130 Skipped: 2



ANSWER CHOICES	RESPONSES	
Extremely important	13.08%	17
Very important	5.38%	7
Somewhat important	23.08%	30
Not so important	23.85%	31
Not at all important	34.62%	45
TOTAL		130

Q7 What type of kayak launch do you prefer?

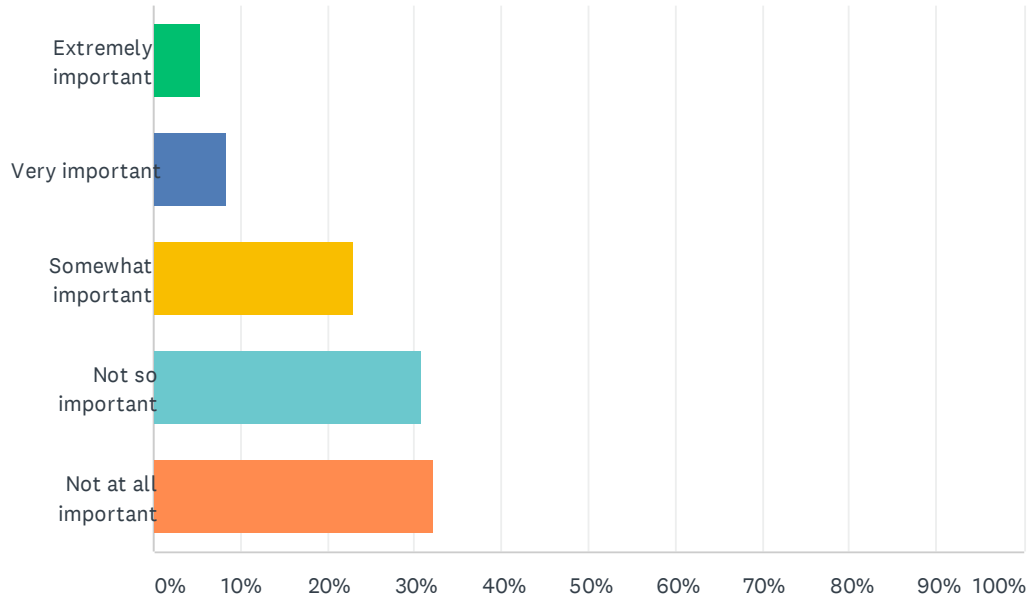
Answered: 128 Skipped: 4



ANSWER CHOICES	RESPONSES
Natural	32.03% 41
Handicap Accessible	13.28% 17
N/A	54.69% 70
TOTAL	128

Q8 How important is a boardwalk/overlook to you for this project?

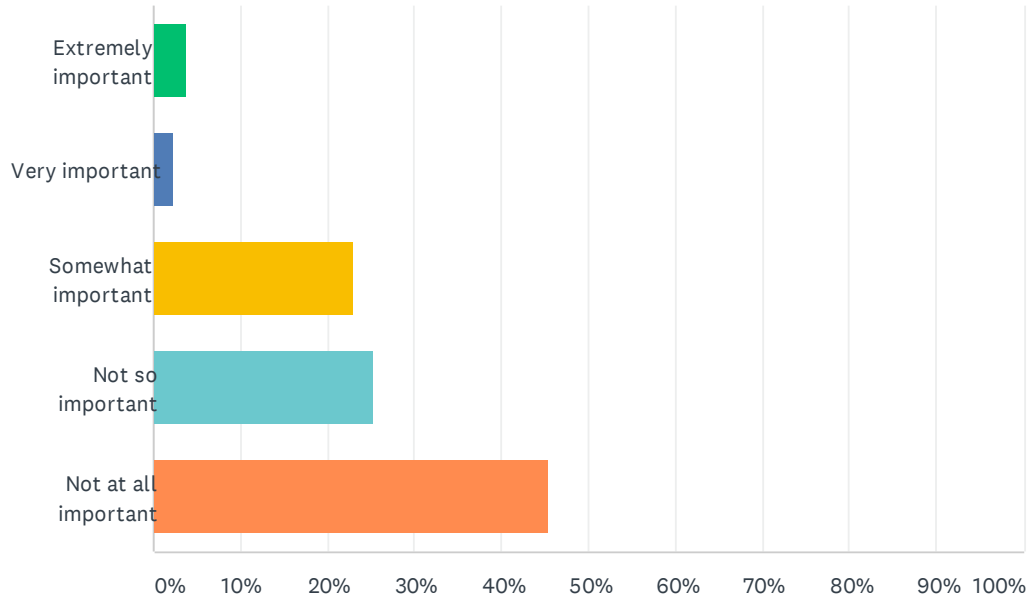
Answered: 130 Skipped: 2



ANSWER CHOICES	RESPONSES	
Extremely important	5.38%	7
Very important	8.46%	11
Somewhat important	23.08%	30
Not so important	30.77%	40
Not at all important	32.31%	42
TOTAL		130

Q9 How important is a fishing pier to you for this project?

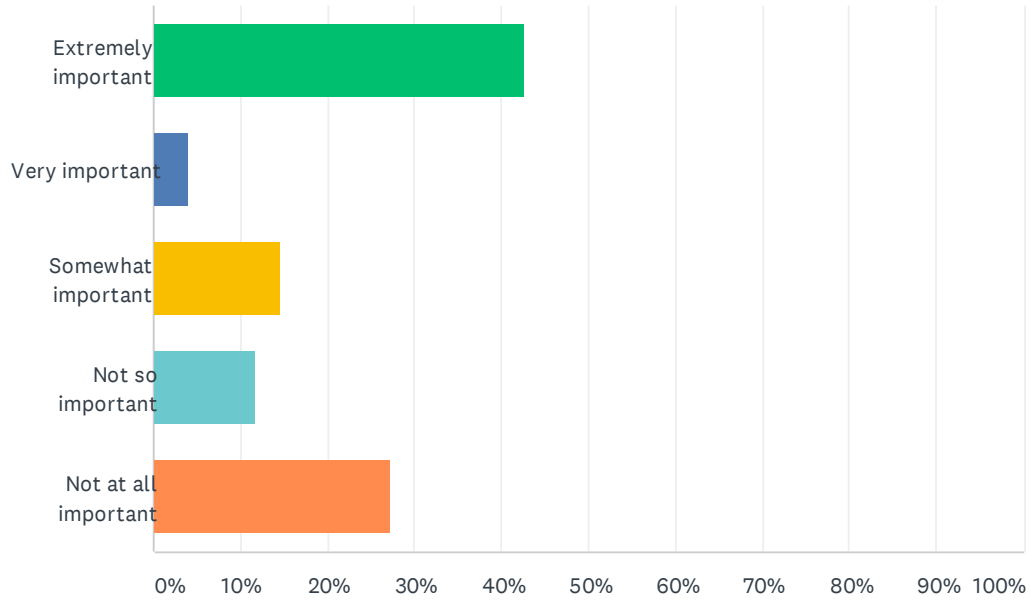
Answered: 130 Skipped: 2



ANSWER CHOICES	RESPONSES	
Extremely important	3.85%	5
Very important	2.31%	3
Somewhat important	23.08%	30
Not so important	25.38%	33
Not at all important	45.38%	59
TOTAL		130

Q10 How important is a barge landing to you for this project?

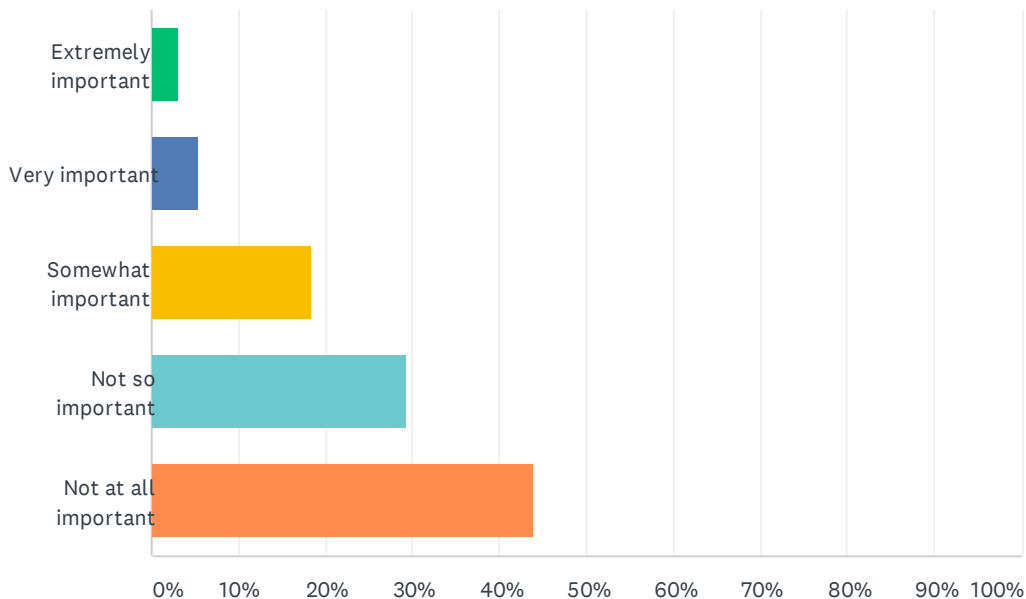
Answered: 129 Skipped: 3



ANSWER CHOICES	RESPONSES	
Extremely important	42.64%	55
Very important	3.88%	5
Somewhat important	14.73%	19
Not so important	11.63%	15
Not at all important	27.13%	35
TOTAL		129

Q11 How important is a pavilion/picnic area to you for this project?

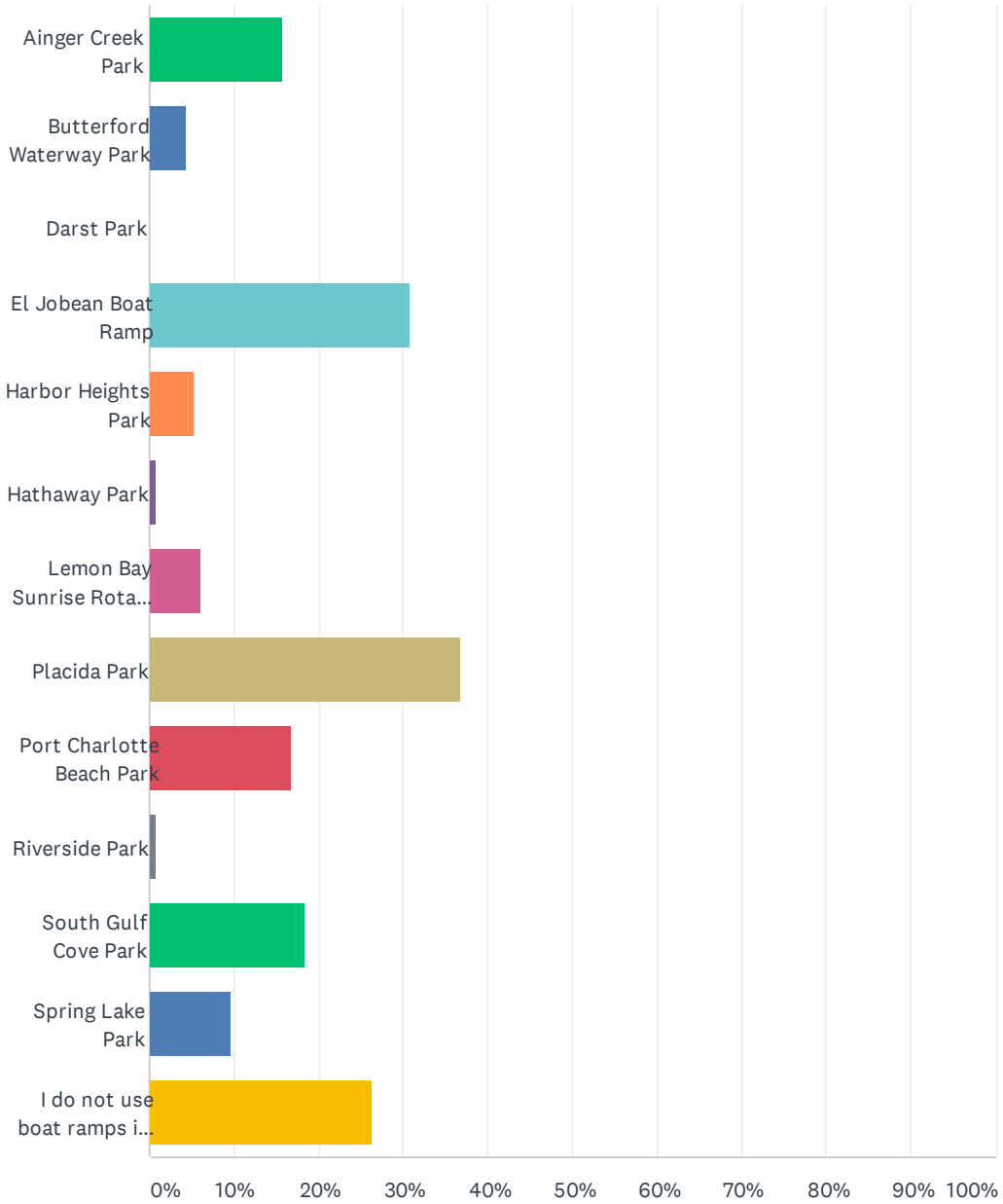
Answered: 130 Skipped: 2



ANSWER CHOICES	RESPONSES	
Extremely important	3.08%	4
Very important	5.38%	7
Somewhat important	18.46%	24
Not so important	29.23%	38
Not at all important	43.85%	57
TOTAL		130

Q12 Do you use any other county boat ramps? If yes, which ones do you use?

Answered: 114 Skipped: 18

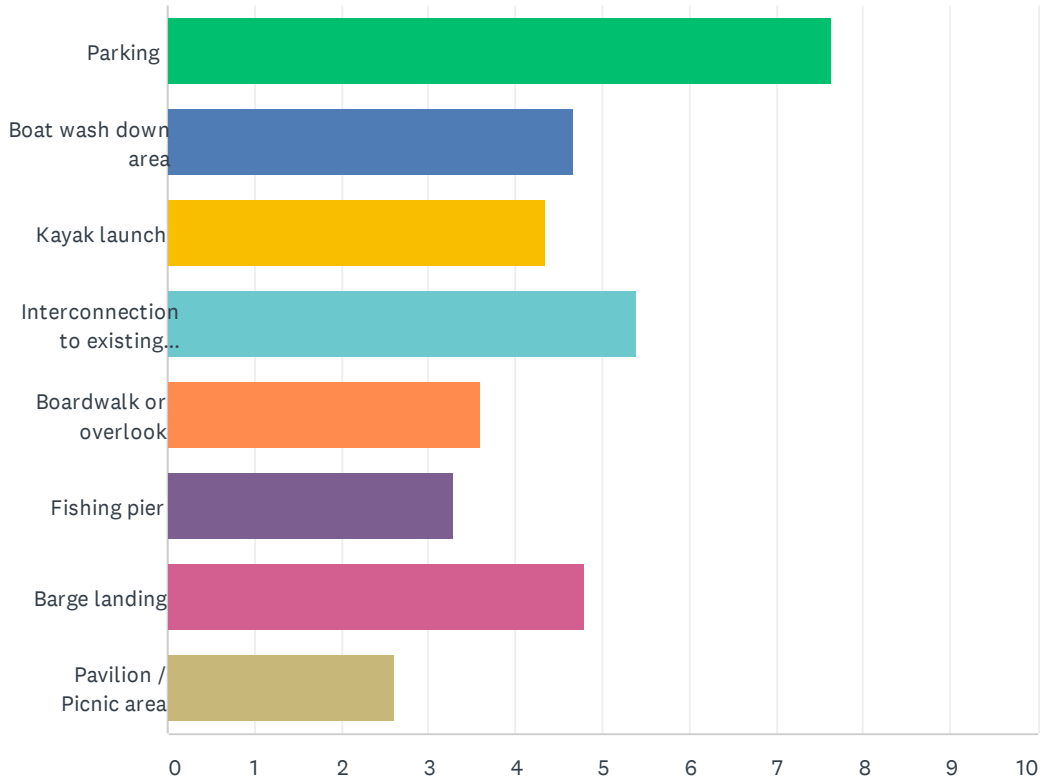


Placida Boat Ramp West Expansion Project

ANSWER CHOICES	RESPONSES	
Ainger Creek Park	15.79%	18
Butterford Waterway Park	4.39%	5
Darst Park	0.00%	0
El Jobean Boat Ramp	30.70%	35
Harbor Heights Park	5.26%	6
Hathaway Park	0.88%	1
Lemon Bay Sunrise Rotary Park	6.14%	7
Placida Park	36.84%	42
Port Charlotte Beach Park	16.67%	19
Riverside Park	0.88%	1
South Gulf Cove Park	18.42%	21
Spring Lake Park	9.65%	11
I do not use boat ramps in Charlotte County	26.32%	30
Total Respondents: 114		

Q13 Please rank amenities from 1 being most importance/preferred to 8 being least.

Answered: 127 Skipped: 5



	1	2	3	4	5	6	7	8	TOTAL	SCORE
Parking	69.57% 80	26.96% 31	1.74% 2	1.74% 2	0.00% 0	0.00% 0	0.00% 0	0.00% 0	115	7.64
Boat wash down area	4.81% 5	16.35% 17	18.27% 19	12.50% 13	22.12% 23	8.65% 9	9.62% 10	7.69% 8	104	4.66
Kayak launch	2.91% 3	5.83% 6	25.24% 26	22.33% 23	11.65% 12	10.68% 11	7.77% 8	13.59% 14	103	4.35
Interconnection to existing ramp	7.34% 8	22.94% 25	21.10% 23	23.85% 26	10.09% 11	7.34% 8	3.67% 4	3.67% 4	109	5.39
Boardwalk or overlook	0.00% 0	2.94% 3	9.80% 10	12.75% 13	30.39% 31	16.67% 17	17.65% 18	9.80% 10	102	3.60
Fishing pier	0.00% 0	2.83% 3	6.60% 7	11.32% 12	17.92% 19	29.25% 31	21.70% 23	10.38% 11	106	3.29
Barge landing	24.58% 29	16.95% 20	9.32% 11	3.39% 4	5.08% 6	7.63% 9	15.25% 18	17.80% 21	118	4.80
Pavilion / Picnic area	0.00% 0	1.67% 2	8.33% 10	10.83% 13	7.50% 9	11.67% 14	20.00% 24	40.00% 48	120	2.61